


Farmer Joe's Busy Day


Resource 1

Part A


Can you help Farmer Joe count his animals?




rabbits



sheep



hens



pigs

Farmer Joe's Busy Day

This page is intentionally blank

Farmer Joe's Busy Day

Resource 2

Teacher Record Sheet

Record of Pupil Responses

Name of Pupil _____

Part B:

Pupil can:	Tick	Pupil response/other observation
Accurately identify the set which has more		
Talk about how they found out		

Part C:

Pupil can:	Tick	Pupil response/other observation
Appropriately sort the animal pictures into pig and not pig		
Explain why they sorted the animals as they did		
Suggest an alternative way to sort and carry this out correctly		
Explain why they sorted the animals as they did		
Correctly identify which animal picture was placed in the wrong set		
Give reasons why it was in the wrong set		

Part D:

Pupil can:	Tick	Pupil response/other observation
Appropriately continue the pattern sheep, hen		
Talk about their pattern		
Appropriately continue the pattern rabbit, pig, rabbit, pig		
Talk about their pattern		

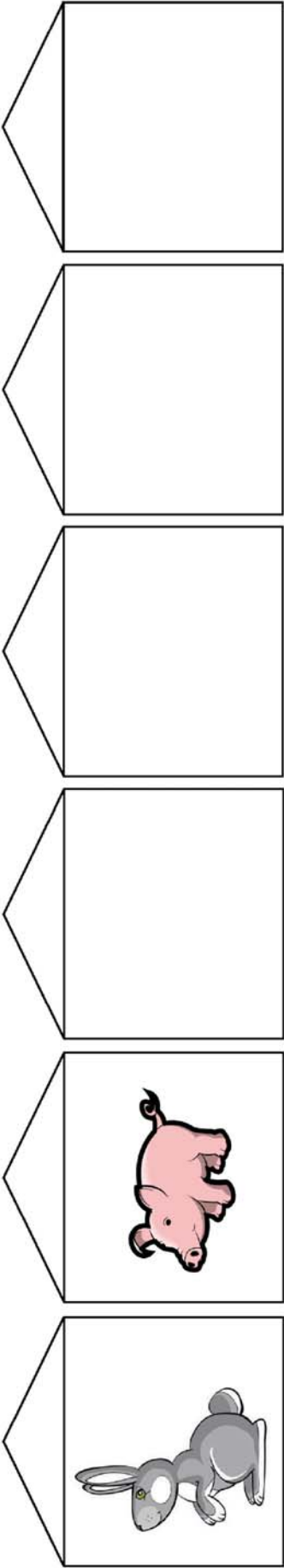

Farmer Joe's Busy Day

This page is intentionally blank

Farmer Joe's Busy Day

Resource 3

Can you continue the patterns?







Farmer Joe's Busy Day

This page is intentionally blank

Farmer Joe's Busy Day

Resource 4



Farmer Joe's Busy Day

Illustration credits:
Chicken, farmer and pig: *iStockphoto/Thinkstock*
Rabbit and sheep: *Hemera/Thinkstock*